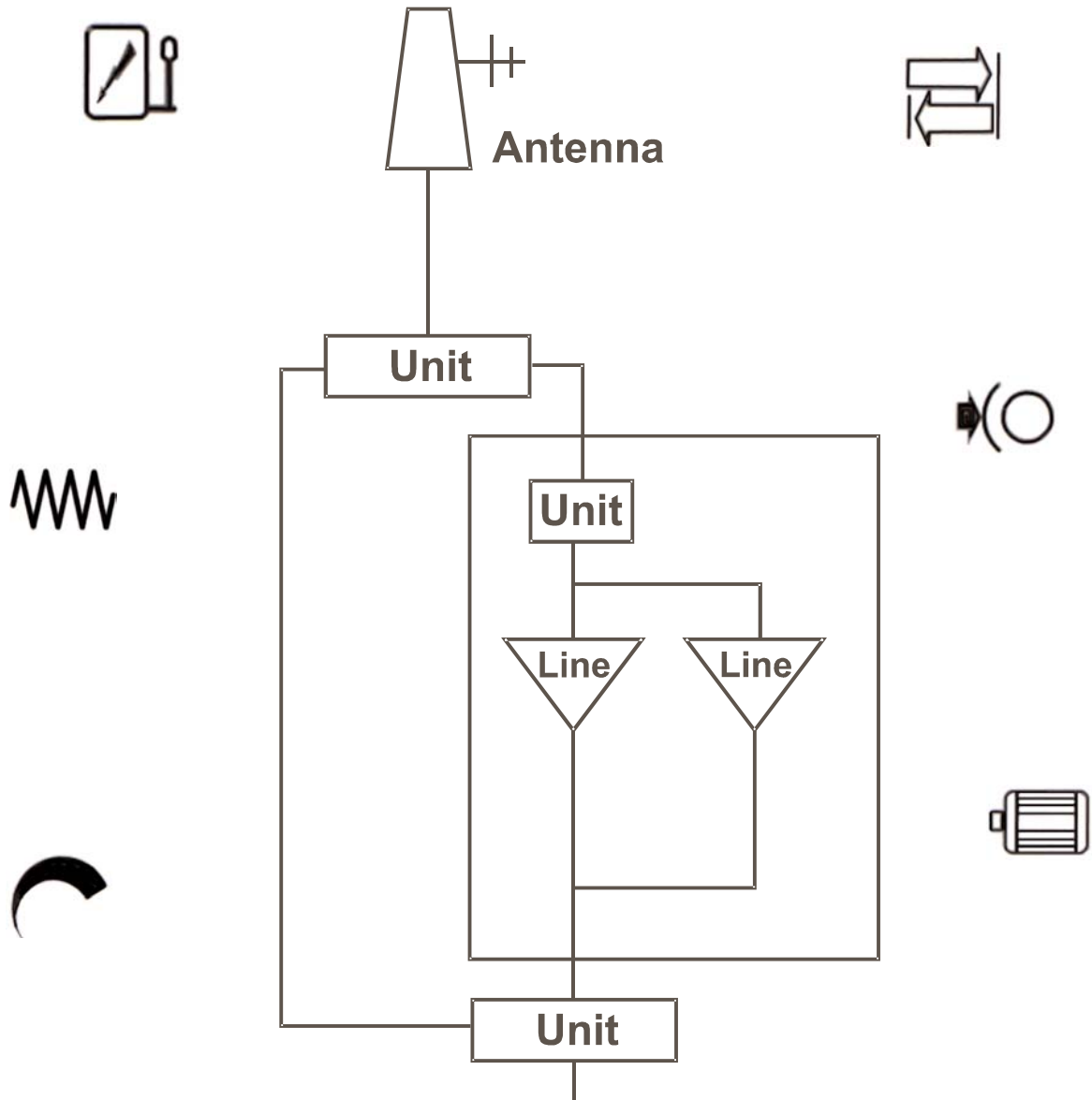


CUSTOM ENGRAVING FOR THE ELECTRICAL INDUSTRY



ENGRAVED LEGEND PLATES

TEXT

SYMBOLS

GRAPHICS

CUSTOM ENGRAVING FOR THE ELECTRICAL INDUSTRY

ENGRAVED LEGEND PLATES

INDEX

Standard Engraved Plates	-----	3
Custom Engraved Plates	-----	4
Standard Symbols	-----	5
Standard Text	-----	6
Selector Switches Charts	-----	7
How To Order	-----	8

Engraving Materials	Pushbutton Plates	Panel Identification Plates
Plastic	16mm	
Aluminum*	18mm	Up to
Stainless Steel*	22.5mm**	23" x 11"
	30mm	

Legend Plates also available in French and Spanish

NOTE

- * Contact our sales department for aluminum and stainless steel tags.
- ** Only this size is described in our brochure. Please contact our sales department for 16, 18 and 30mm pushbutton plates.

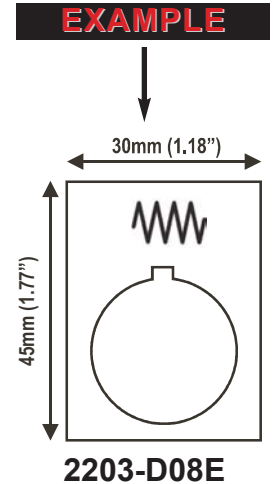
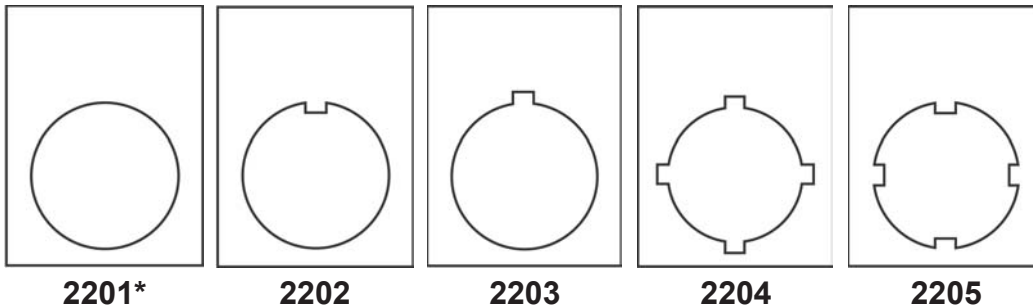
ENGRAVED LEGEND PLATES

Standard Engraved Plates -- 22.5mm

How to create a standard engraved legend plate:

1. Select one of the first 5 configurations (2201 to 2205)
2. Select one of the standard **texts** listed on Page 6
- OR**
3. Select one of the standard **symbols** listed on Page 5
3. Select a color for your legend plate Codes A through E (See below)

Example: 2203 (One Indent), D08 (Forward), E (Black Text on White Background)



* Also available with peel-off adhesive backing (Item #2201P)

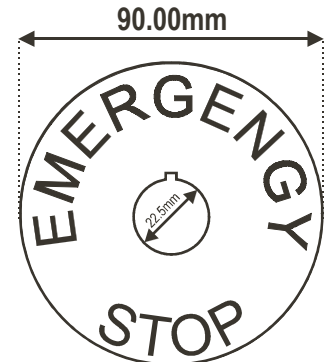

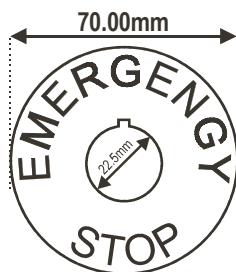
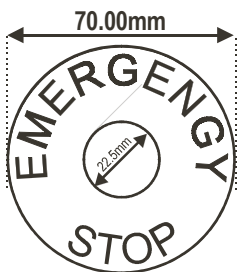
IMPORTANT!!

We can produce legend plates of **ANY** dimensions and for **ANY** pushbutton (16, 18, 22.5 and 30mm). Simply send your specs and we will do the rest.

Colors Available

1. Black Text on White Surface (Code A)
2. White Text on Black Surface (Code B)
3. Red Text on White Surface (Code C)
4. White Text on Red Surface (Code D)
5. Black Text on Yellow Surface (Code E)
6. Other Colors Available on Request.

Emergency Stop Legend Plates -- 22.5mm



Black Text on Yellow Background
Text also available in Spanish and French

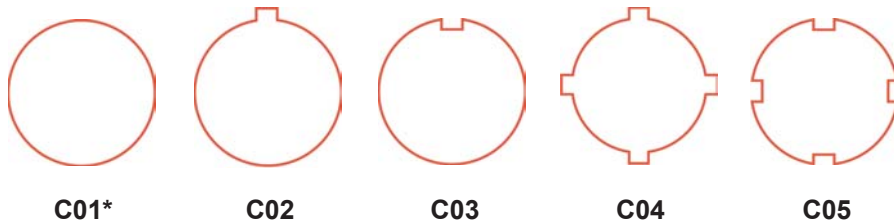
ENGRAVED LEGEND PLATES

Custom Engraved Plates -- 22.5mm

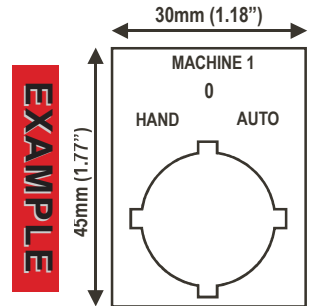
How to create a custom engraved legend plate:

1. Select one of the 5 configurations (C01 to C05)
2. Select one of the subsequent 10 configurations (20 to 30)
Example: C04 (Four Indents) and 27 (Three-position Toggle) will be: C0428
3. Select a color for your legend plate Codes A through E (See List below)
Example: C04 (Four Indents) and 28 (three-position Toggle) and A (Black Text on White Background) will be: C0428A
4. Prepare text for your legend plate OR select standard text listed on Page 6

STEP 1

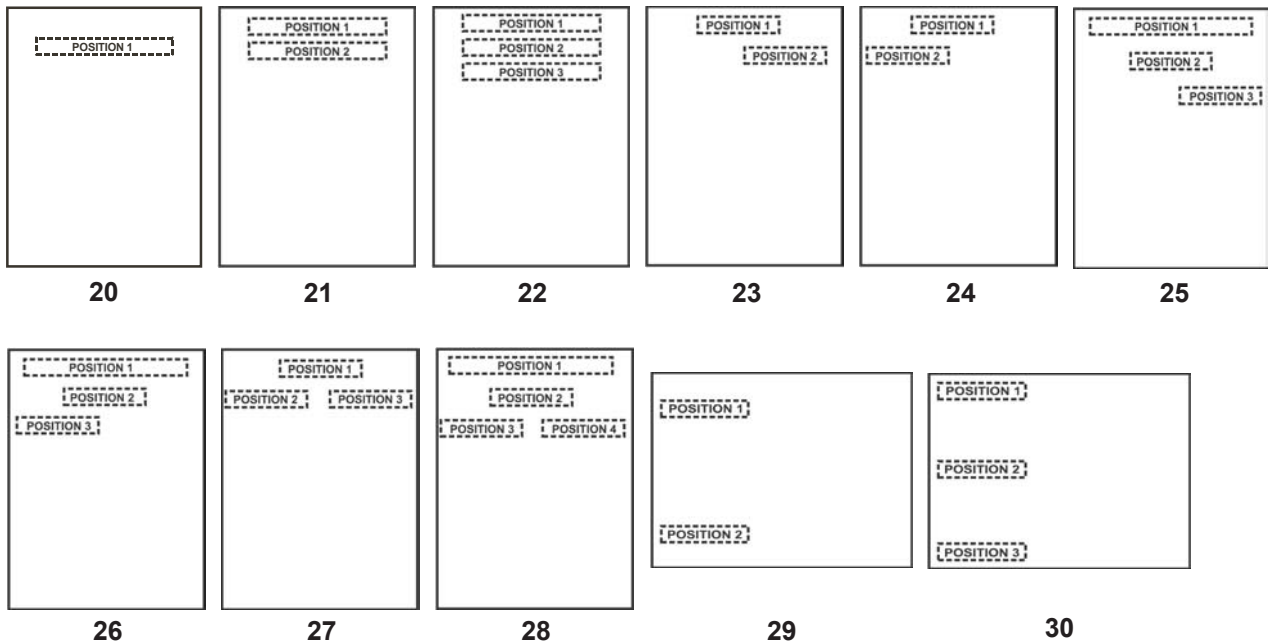


*Also available with peel-off adhesive backing (Item #C01P)



C0428A

STEP 2



Colors Available

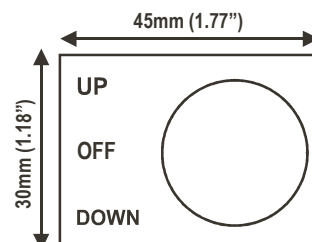
1. Black Text on White Surface (Code A)
2. White Text on Black Surface (Code B)
3. Red Text on White Surface (Code C)
4. White Text on Red Surface (Code D)
5. Black Text on Yellow Surface (Code E)
6. Other Colors Available on Request.

IMPORTANT!!

We can produce legend plates of **ANY** dimensions and for **ANY** pushbutton (16, 18, 22.5 and 30mm). Simply send your specs and we will do the rest.

STEP 3

EXAMPLE OF CUSTOM PLATE



C0130A-X35

ENGRAVED LEGEND PLATES

Standard Symbols for Legend Plates

It's easy to create a legend plate with symbols:

1. Select one of the first 5 configurations on Page 3 (2201 to 2205)
2. Select one of the standard **Symbols** listed below
3. Select a color for your legend plate. Codes A through E (See table below)

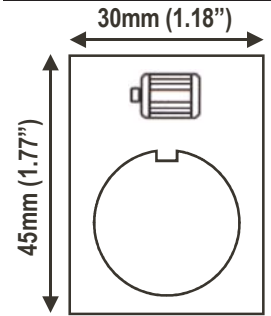
Colors Available

1. Black Text on White Surface (Code A)
2. White Text on Black Surface (Code B)
3. Red Text on White Surface (Code C)
4. White Text on Red Surface (Code D)
5. Black Text on Yellow Surface (Code E)

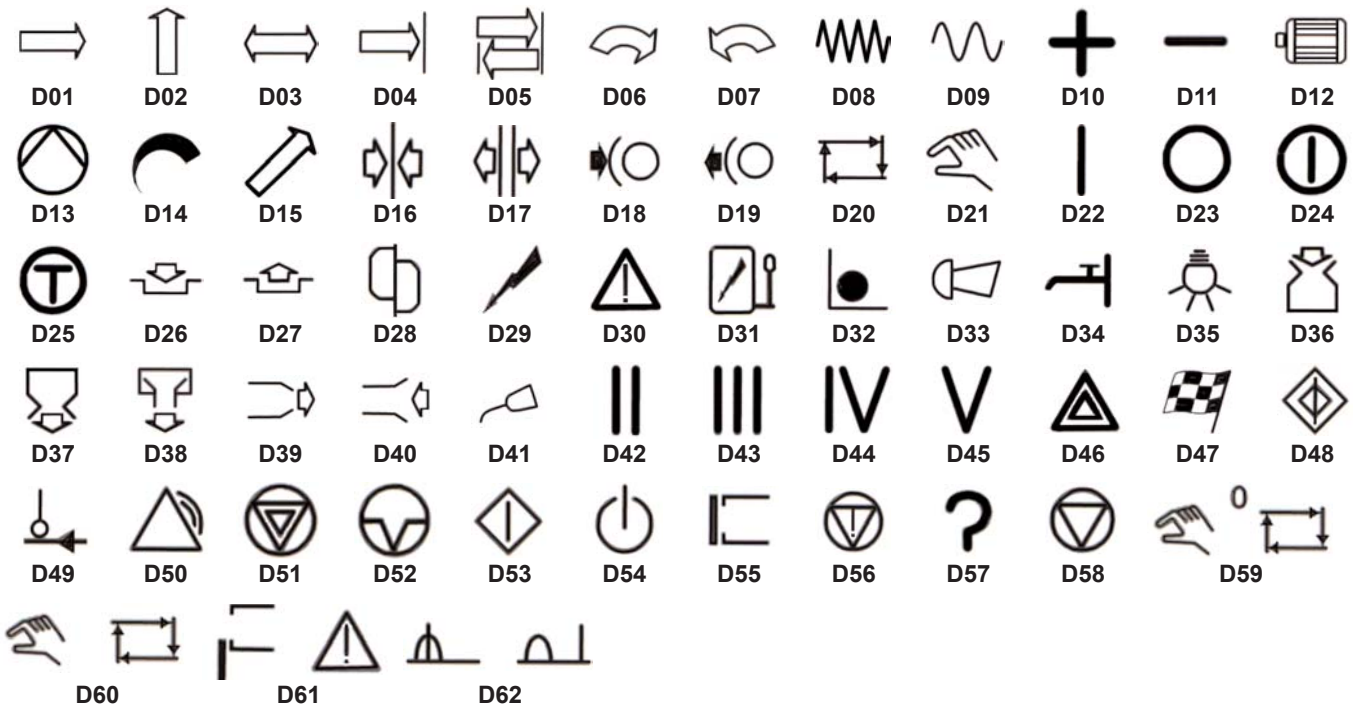
IMPORTANT!!

We can produce legend plates of **ANY** dimensions and for **ANY** pushbutton (16, 18, 22.5 and 30mm). Simply send your specs and we will do the rest.

EXAMPLE



2202D12-A



Description of Symbols					
D01	Horizontal Movement	D17	Unlock	D33	Horn
D02	Vertical Movement	D18	Brake	D34	Cooling Liquid
D03	Movement	D19	Brake Release	D35	Light
D04	Limited Movement	D20	Automatic Cycle	D36	Filler
D05	Delivery/Return	D21	Manual Control	D37	Discharge Opening
D06	Clockwise Movement	D22	On/Connect	D38	Overfill
D07	Counterclockwise Mov.	D23	Off/Disconnect	D39	Outtake
D08	Forward	D24	On/Off	D40	Intake
D09	Fast Forward	D25	Connect when Pressed	D41	Lubrication
D10	Increase	D26	Mechanical Connect	D42	Phase 2
D11	Decrease	D27	Mechanical Disconnect	D43	Phase 3
D12	Electrical Motor	D28	Overload Safety	D44	Phase 4
D13	Pump	D29	Danger -- High Voltage	D45	Phase 5
D14	Adjustment	D30	Warning	D46	Danger
D15	Directional Movement	D31	Main Switch	D47	Fast
D16	Lock	D32	Setting	D48	Fast Start
				D49	Entry Check
				D50	Alarm
				D51	Fast Stop
				D52	Break/Interruption
				D53	Start
				D54	Standby
				D55	Safety Closing
				D56	Emergency Stop
				D57	Malfunction
				D58	Stop
				D59	Manual Automatic
				D60	Manual Off Automatic
				D61	Safety Opening
				D62	Local Remote

ENGRAVED LEGEND PLATES

Standard Text for Legend Plates

It's easy to create a legend plate with Text:

IMPORTANT!!

1. Select one of the first 5 configurations on Page 3 (2201 to 2205).
2. Select type of Plate (# 20 for 30x45 OR # 29 for 45x30mm).
3. Select one of the standard **Texts** listed below.
4. Select a color for your legend plate. Codes A through E (See Table on p. 4)

We can produce legend plates of **ANY** dimensions and for **ANY** pushbutton (16, 18, 22.5 and 30mm). Simply send your specs and we will do the rest.

TEXT FOR LEGEND PLATES - ONE POSITION

#	Text	#	Text	#	Text	#	Text	#	Text
T1	AUTO	T15	FEED STOP	T29	LOW SPEED	T43	POWER ON	T57	STOP
T2	CANCEL	T16	FORWARD	T30	LOWER	T44	PULL TO START	T58	SUPPLY ON
T3	CLAMP	T17	FULL SPEED	T31	LUBE FAIL	T45	PUSH TO STOP	T59	TEST
T4	CLOSE	T18	HAND	T32	MOTOR RUN	T46	PUSH TO TEST	T60	TRANSFER
T5	CYCLE START	T19	HIGH	T33	MOTOR RUNNING	T47	RAISE	T61	TRIP
T6	CYCLE STOP	T20	IN	T34	MOTOR STOP	T48	RESET	T62	UNCLAMP
T7	DECREASE	T21	INCH	T35	MOTOR STOPPED	T49	REVERSE	T63	UP
T8	DOWN	T22	INCHING	T36	OFF	T50	RIGHT	T64	1ST SPEED
T9	FAST	T23	INCREASE	T37	ON	T51	RUN	T65	2ND SPEED
T10	FAULT	T24	JOG	T38	OPEN	T52	SAFE	T66	3RD SPEED
T11	FEED	T25	JOG FORWARD	T39	OVERLOAD TRIPPED	T53	SLOW	T67	4TH SPEED
T12	FEED OFF	T26	JOG REVERSE	T40	OVERLOAD RESET	T54	SLOWER		
T13	FEED ON	T27	LEFT	T41	OUT	T55	SPEED		
T14	FEED START	T28	LOW	T42	POWER OFF	T56	START		

TEXT FOR LEGEND PLATES - TWO POSITIONS

V1	AUTO-MANUAL	V18	INCH-REVERSE	V35	OFF-ON	V52	RUN-SAFE
V2	AUTO-MANUAL	V19	JOG-FORWARD	V36	OFF-ON	V53	SAFE-RUN
V3	CLOSE-OPEN	V20	JOG-FORWARD	V37	ON-OFF	V54	SAFE-RUN
V4	CLOSE-OPEN	V21	JOG-REVERSE	V38	ON-OFF	V55	SLOW-FAST
V5	DOWN-UP	V22	JOG-REVERSE	V39	OPEN-CLOSE	V56	SLOW-FAST
V6	DOWN-UP	V23	JOG-RUN	V40	OPEN-CLOSE	V57	START-JOG
V7	FAST-SLOW	V24	JOG-RUN	V41	RAISE-LOWER	V58	START-JOG
V8	FAST-SLOW	V25	LEFT-RIGHT	V42	RAISE-LOWER	V59	START-STOP
V9	FOR-REV	V26	LEFT-RIGHT	V43	REV-FOR	V60	START-STOP
V10	FOR-REV	V27	LEFT-RUN	V44	REV-FOR	V61	STOP-START
V11	FORWARD-REVERSE	V28	LEFT-RUN	V45	REVERSE-FORWARD	V62	STOP-START
V12	FORWARD-REVERSE	V29	LOCAL-REMOTE	V46	REVERSE-FORWARD	V63	SUMMER-WINTER
V13	HAND-AUTO	V30	LOCAL-REMOTE	V47	RUN-INCH	V64	SUMMER-WINTER
V14	HAND-AUTO	V31	LOWER-RAISE	V48	RUN-INCH	V65	UP-DOWN
V15	HIGH-LOW	V32	LOWER-RAISE	V49	RUN-JOG	V66	UP-DOWN
V16	HIGH-LOW	V33	MAN-AUTO	V50	RUN-JOG	V67	O-I
V17	INCH-REVERSE	V34	MAN-AUTO	V51	RUN-SAFE	V68	O-I

TEXT FOR LEGEND PLATES - THREE POSITIONS

#	Text	#	Text	#	Text	#	Text	#	Text
X1	1-OFF-2	X9	FOR-SAFE-REV	X17	LOC-OFF-REMOTE	X25	OFF-1-2	X33	START-RUN-STOP
X2	AUTO-MAN-OFF	X10	FOR-STOP-REV	X18	LOW-OFF-HIGH	X26	ON-STOP-SAFE	X34	SUMMER-OFF-WINTER
X3	AUTO-OFF-HAND	X11	HAND-OFF-AUTO	X19	LOWER-OFF-RAISE	X27	OPEN-OFF-CLOSE	X35	UP-OFF-DOWN
X4	AUTO-OFF-MAN	X12	HIGH-LOW-OFF	X20	MAN-OFF-AUTO	X28	RAISE-OFF-LOWER	X36	I-O-II
X5	CLOSE-OFF-OPEN	X13	HIGH-OFF-LOW	X21	OFF-COOLANT-ON	X29	RUN-SAFE-JOG	X37	I-O-I
X6	DOWN-OFF-SLOW	X14	JOG-SAFE-RUN	X22	OFF-LOC-REMOTE	X30	SLOW-OFF-FAST	X38	I-II-III
X7	FAST-OFF-SLOW	X15	JOG-STOP-RUN	X23	OFF-MAN-SLOW	X31	SLOW-OFF-START		
X8	FOR-OFF-REV	X16	LEFT-OFF-RIGHT	X24	OFF-SLOW-FAST	X32	START-JOG-STOP		

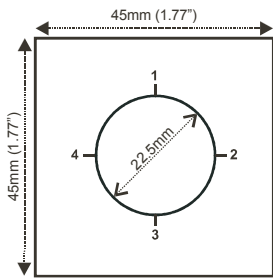
ENGRAVED LEGEND PLATES

Legend Plates For 4 to 12-Position Selector Switches

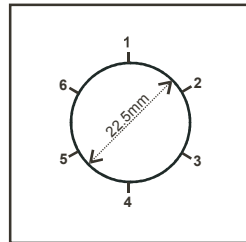
TO ORDER LEGEND PLATES FOR SELECTOR SWITCHES, PLEASE TURN TO NEXT PAGE

IMPORTANT!!

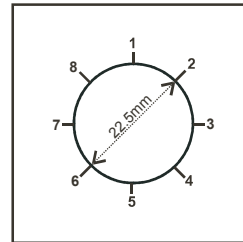
We can produce legend plates of **ANY** dimensions and for **ANY** pushbutton (16, 18, 22.5 and 30mm). Simply send your specs, and we will do the rest.



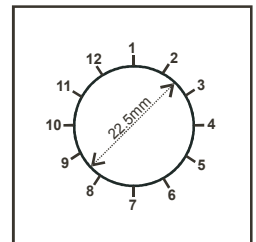
4-Position Plate (90 °Switching Angle)
Item# SS4-225-45



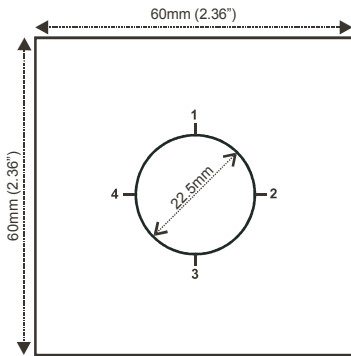
6-Position Plate (60 °Switching Angle)
Item# SS6-225-45



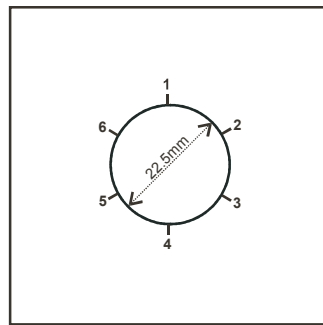
8-Position Plate (45 °Switching Angle)
Item# SS8-225-45



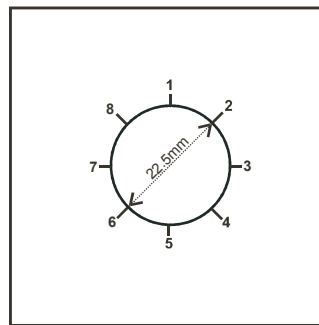
12-Position Plate (30 °Switching Angle)
Item# SS12-225-45



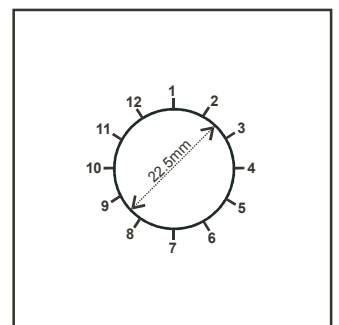
4-Position Plate (90 °Switching Angle)
Item# SS4-225-60



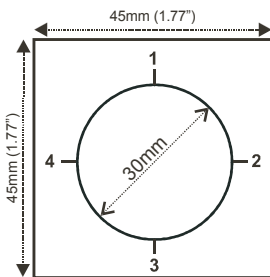
6-Position Plate (60 °Switching Angle)
Item# SS6-225-60



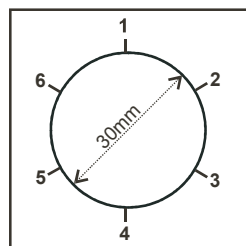
8-Position Plate (45 °Switching Angle)
Item# SS8-225-60



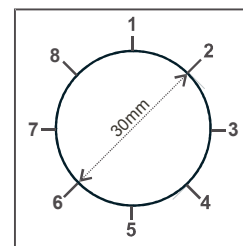
12-Position Plate (30 °Switching Angle)
Item# SS12-225-60



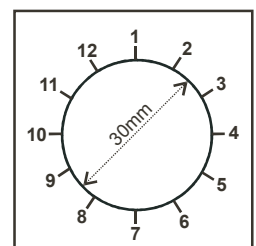
4-Position Plate (90 °Switching Angle)
Item# SS4-300-45



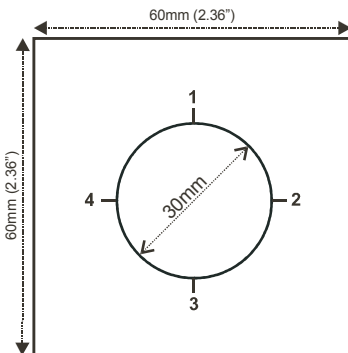
6-Position Plate (60 °Switching Angle)
Item# SS6-300-45



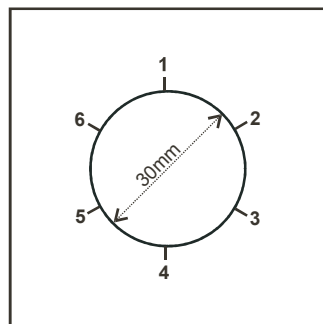
8-Position Plate (45 °Switching Angle)
Item# SS8-300-45



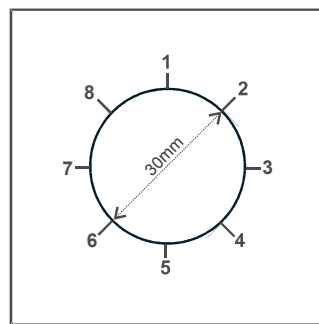
12-Position Plate (30 °Switching Angle)
Item# SS12-300-45



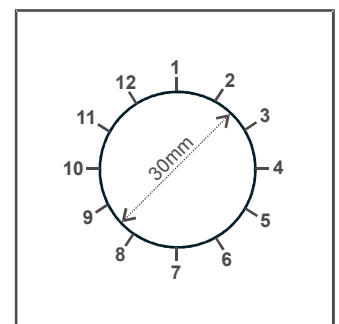
4-Position Plate (90 °Switching Angle)
Item# SS4-300-60



6-Position Plate (60 °Switching Angle)
Item# SS6-300-60



8-Position Plate (45 °Switching Angle)
Item# SS8-300-60



12-Position Plate (30 °Switching Angle)
Item# SS12-300-60

ENGRAVED LEGEND PLATES

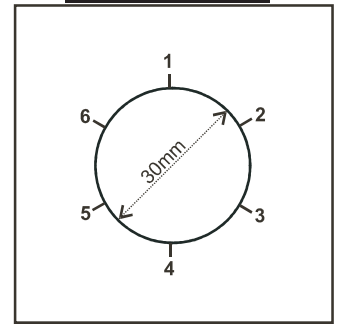
It's Easy to Create a Legend Plate for Selector Switches:

1. Select one of the configurations on Page 7.
2. Select a color for your legend plate. Codes A through E (See table below)
3. Prepare text using the 12 fields below

Colors Available

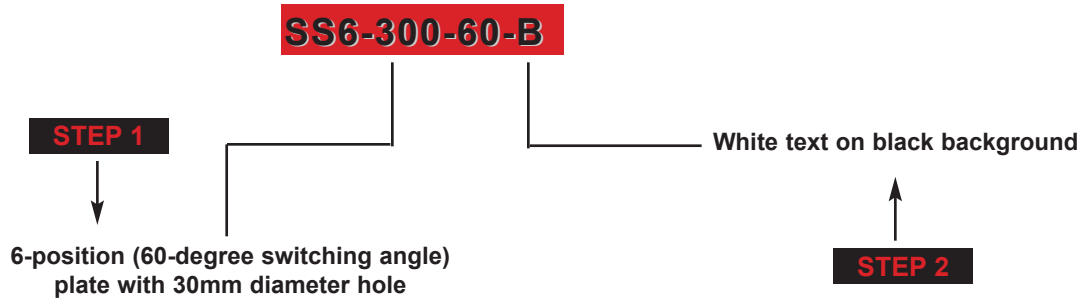
1. Black Text on White Surface (Code A)
2. White Text on Black Surface (Code B)
3. Red Text on White Surface (Code C)
4. White Text on Red Surface (Code D)
5. Black Text on Yellow Surface (Code E)

EXAMPLE



Steps 1 and 2

SS6-300-60-B



TEXT FOR LEGENDS

POSITION:

STEP 3

1. _____	4. _____	7. _____	10. _____
2. _____	5. _____	8. _____	11. _____
3. _____	6. _____	9. _____	12. _____

Ordering Information:

1. Minimum Order: 10 pushbutton plates of same Stock Number
2. Delivery: 2-3 days ARO
3. Please contact our sales department for:
 - a. Aluminum and Stainless Steel plates;
 - b. Special Colors;
 - c. Text in French and Spanish
 - d. Large Identification Plates (maximum size: 23x11").

Miromar

2350 Duke Street, #D -- Alexandria, VA 22314
 703-739-2127 voice -- 703-739-2129 fax
www.miromarkers.com -- sales@miromarkers.com